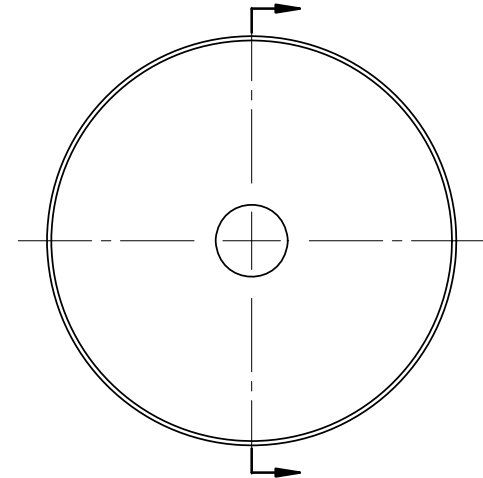
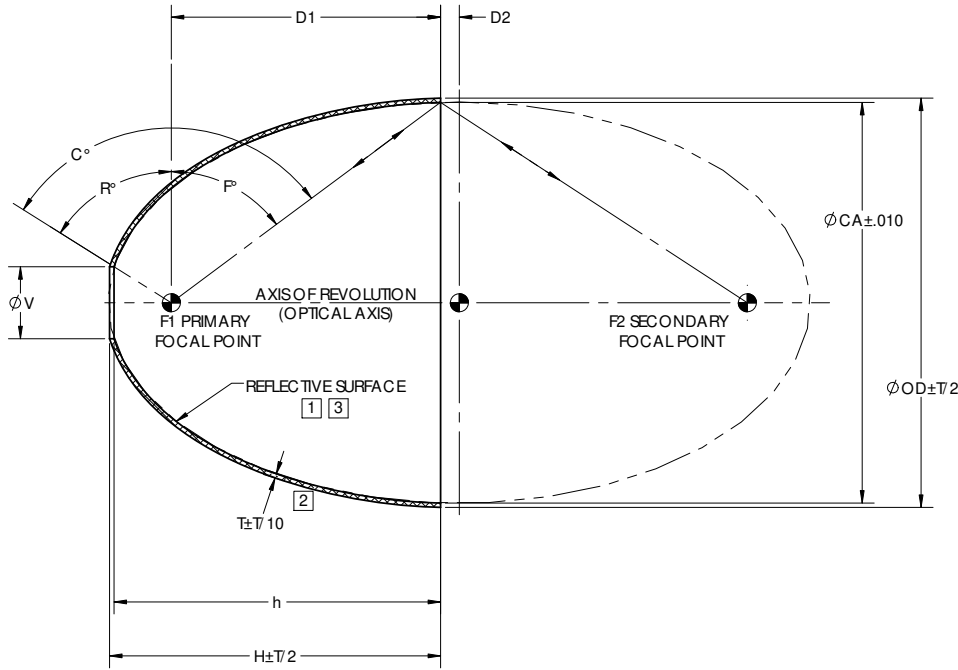


NOTES: UNLESS OTHERWISE SPECIFIED

- 1 ELECTROFORM REFLECTOR FROM MASTER TOOL WITH SPECULAR SURFACE QUALITY OF 80-50 SCRATCH-DIG PER MIL-PRF-13830B.
- 2 NOMINAL THICKNESS (T) MAY VARY $\pm T/4$ WITHIN .25 OF EDGES.
- 3 REFLECTIVE SURFACE COATING TO BE SEPARATELY SPECIFIED.

REVISIONS			
REV	DESCRIPTION	DATE	APPROVED
Ø	INITIAL DRAWING RELEASE	06/06/96	GRW
A	ADDED -.7	04/29/97	GRW
B	REVISED DIM TOL	02/05/98	KEN S
C	REVISED TOLERANCES	06/30/98	KEN S
D	CORRECTED GEOMETRY DATA	03/16/00	GRW
E	ADDED -.08	10/28/05	GRW
F	UPDATED DRAWING FORMAT	07/31/17	JPH

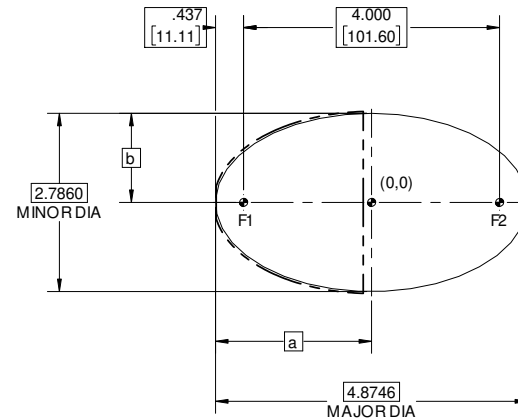


ELLIPSE EQN.

$$\frac{x^2}{a^2} + \frac{y^2}{b^2} = 1$$

$$a = 2.4373$$

$$b = 1.3930$$



DASH NO.	CA	V	OD	T	D1	D2	H	h	R°	F°	C°	f#
E102	2.782	0.500	2.842	0.030	1.870	0.130	2.299	2.267	57.85	53.35	111.20	0.91
E102-0100	2.782	0.500	2.842	0.030	1.870	0.130	2.299	2.267	57.85	53.35	111.20	0.91
E102-0200	2.782	1.000	2.842	0.030	1.870	0.130	2.180	2.145	28.80	53.35	82.15	0.91
E102-0300	2.645	0.500	2.706	0.030	1.236	0.764	1.664	1.633	57.85	43.05	100.90	1.16
E102-0400	2.645	0.563	2.706	0.030	1.234	0.766	1.653	1.622	54.00	43.03	97.03	1.16
E102-0500	2.645	0.750	2.706	0.030	1.234	0.766	1.615	1.582	42.81	43.03	85.83	1.16
E102-0600	2.782	1.866	2.842	0.030	1.870	0.130	1.735	1.679		53.35	41.83	0.91
E102-0700	2.782	0.625	2.842	0.030	1.870	0.130	2.277	2.245	50.21	53.35	103.56	0.91
E102-0800	2.782	0.752	2.842	0.030	1.870	0.130	2.249	2.216	42.69	53.35	96.04	0.91

THE "E102" DASH NO. IS THE THEORETICALLY LARGEST REFLECTOR THAT CAN BE FORMED FROM EXISTING MASTER TOOLING.

UNLESS OTHERWISE SPECIFIED DIMENSIONS ARE IN INCHES (mm) GD&T PER ASME Y14.5-2009 DO NOT SCALE DRAWING		CONTRACT NO. 00-E102		42310 WINCHESTER RD. TEMECULA, CA 92590 WWW.OPTIFORMS.COM	
TOLERANCES		DRAWN JIW DATE 07/31/17	optiforms		REFLECTOR, ELLIPTICAL
FRACTIONS ± 1/16	DECIMALS .XXX ± .02	CHECKED DATE	E102		4.00" / 102mm (F1-F2)
ANGLES ± 1/2°	.XXX ± .005	DATE 07/31/17	E102		
SURFACE ROUGHNESS		MATERIAL		SCALE 3:2	
DEBURR SHARP EDGES & HOLES RAGS 0.015 MAX. CHAMFER 3:1 HEADS 0.01 RAST FOOT DIAMETER		ELECTROFORMED NICKEL - LSSN TYPE 1		DWG NO. E102	
THIRD ANGLE PROJECTION		FINISH		SHEET 1 OF 1	
APPLICATION		SEE NOTE 3			